


# TRAVIS USD ONLINE PORTAL INTRODUCTION

Travis Unified School District



## WHAT IS IT?

The Online Portal is a web-based access system that will allow you to view and update your child's information in our student information system (Aeries).

## WHAT CAN I VIEW?

- Residential Information
- Emergency Contacts
- Attendance
- Transcripts / Grades (for some grade levels)
- Test Scores



## BEFORE YOU GET STARTED:

Make sure you have these three pieces of information:



- 1) Verification Code – Obtained from the residence school
- 2) Student Permanent ID – Obtained from the residence school
- 3) Your Contact Telephone Number

## CREATING YOUR PORTAL


- 1) Visit [www.travisusd.org](http://www.travisusd.org) and click on the A+ in the upper right corner.



- 2) Click on "Create New Account"

Travis Unified School District

English ▼

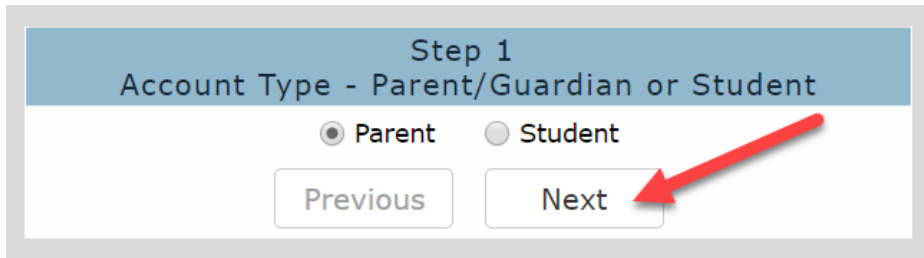


Email

NEXT

Forgot Password? [Create New Account](#)

- 3) Select "Parent" or "Student" and then click "Next."

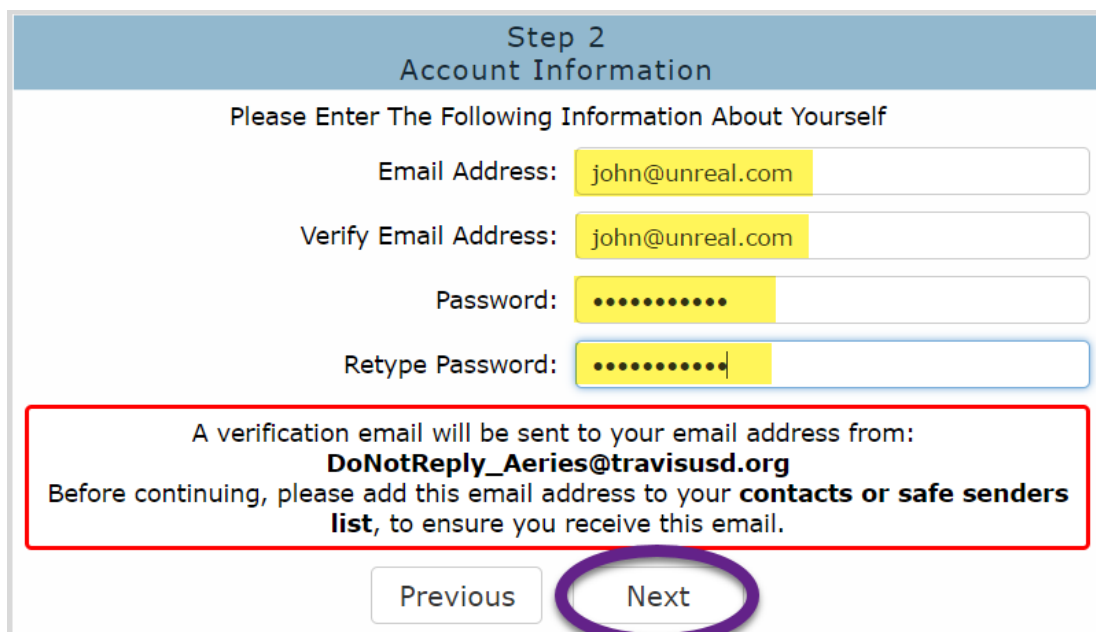


Step 1  
Account Type - Parent/Guardian or Student

☒ Parent ☐ Student

Previous Next

- 4) Enter your account information along with a password and click "Next."



Step 2  
Account Information

Please Enter The Following Information About Yourself

Email Address: john@unreal.com

Verify Email Address: john@unreal.com

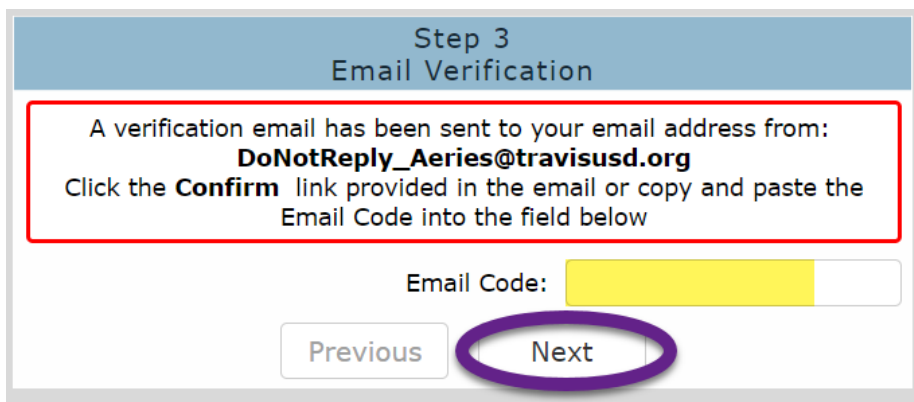
Password: .....

Retype Password: .....

A verification email will be sent to your email address from:  
**DoNotReply\_Aeries@travisusd.org**  
Before continuing, please add this email address to your **contacts or safe senders list**, to ensure you receive this email.

Previous Next

- 5) Check your email for a verification email from [DoNotReply\\_Aeries@travisusd.org](mailto:DoNotReply_Aeries@travisusd.org). Copy or paste the email code in the box below.



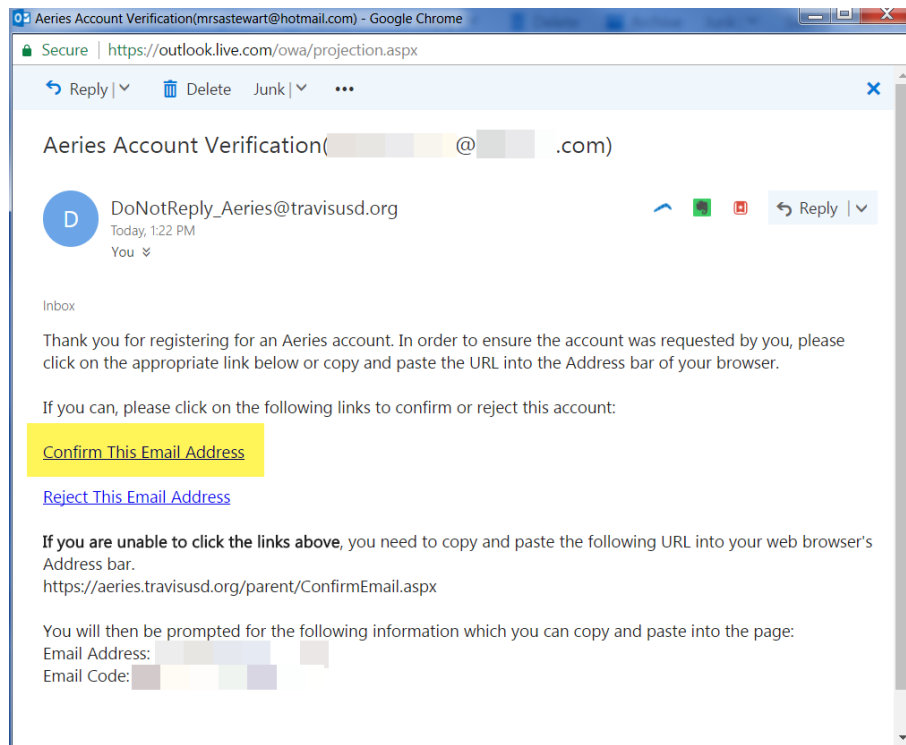
Step 3  
Email Verification

A verification email has been sent to your email address from:  
**DoNotReply\_Aeries@travisusd.org**  
Click the **Confirm** link provided in the email or copy and paste the Email Code into the field below

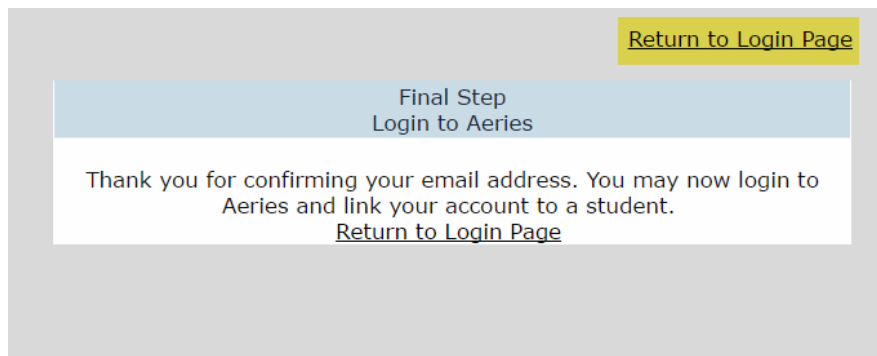
Email Code:

Previous Next

6) Visit your email provider. Within the email, click on "Confirm This Email Address"



7) You will receive a message in your internet browser that reads:



Click on "Return to Login Page."

8) You will return to the "Aeries Login Page."

## FIRST TIME LOGIN

- 1) Type in your email address and click "Next"

Travis Unified School District



The screenshot shows the Aeries Student Information System login interface. At the top right, there is a language dropdown menu set to "English". The Aeries logo, featuring a stylized 'A' and the text "Aeries® Student Information System", is centered. Below the logo is a yellow rectangular input field labeled "Email". Directly beneath the input field is a red button with the text "NEXT" in white, which is circled in purple. At the bottom of the form, there are two links: "Forgot Password?" and "Create New Account".

- 2) Type in your password and click "Sign In"

Travis Unified School District



The screenshot shows the Aeries Student Information System login interface for password entry. It features the same header and logo as the previous screen. Below the logo is a yellow rectangular input field for the password, preceded by a small grey left-pointing arrow. The password field contains seven dots. Below the input field is a red button with the text "SIGN IN" in white, which is circled in purple. At the bottom, the links "Forgot Password?" and "Create New Account" are visible.

- 3) Enter your child's Permanent ID, the home phone number, and the verification code. If you are unsure of the permanent ID or the Verification Code, these can be obtained from the school site.

Step 1  
Student Verification

**Please Enter The Following Information About Your Student**

Student Permanent ID Number: [Yellow box]

Student Home Telephone Number: (707) [Yellow box]

Verification Code: [24] [Yellow box] W

Previous Next

The 'Next' button is circled in red.

- 4) An Emergency Contact Verification will now appear. This screen tells you which child you are linked to and asks you to click which of the names is yours. Review this info and if all is correct, click on your name (if present) and click "Next"

Step 2  
Emergency Contact Verification

Your account is now linked to [Grey box]

If your name appears below, please select it so that the email address on the record can be updated.

Name	Relationship
Amy	Mother
Jo	Father
	Emergency Contact
	Family Friend
	Emergency Contact
	Family Friend
None of the above	

1 Click on your name

Previous Next

The 'Next' button is circled in red. A red circle with the number 1 points to the 'Jo' name in the table.

- 5) You should receive a confirmation that reads, "Process Complete." If you have no other children to add, log out.

Step 3  
Process Complete

Your account is now linked to [Grey box]

Add Another Student to Your Account

## ONLINE PORTAL LOGIN

- 1) Visit [www.travisusd.org](http://www.travisusd.org) and click on the A+ in the upper right corner.



- 2) Type in your email and click "Next."

Travis Unified School District

English ▼

**Aeries**  
Student Information System

Email

**NEXT**

Forgot Password? Create New Account

- 3) Type in your password and click "Sign In"

Travis Unified School District

English ▼

**Aeries**  
Student Information System

< .....

**SIGN IN**

Forgot Password? Create New Account

- 4) After you successfully log in, you will be able to view your "Online Portal"

2016-2017 Travis Elementary

Home Attendance Grades Medical

Welcome to the Aeries Portal for

Calendar

06/28/2017

Add New Event

Display: Day

You have no events for this date

Gradebook Summary							
Name	Per Teacher	%	Ass	Current	Trend	Missing	East 5 Days
<input type="checkbox"/> Nominal change <input checked="" type="checkbox"/> Predicted increase of 1% or more <input type="checkbox"/> Predicted decrease of 1% or more <a href="#">Help Me Understand the Trend</a>							

Attendance Summary		
Code	Description	All
2	DIR-PARTY	7
D	DIR/DENTIST	1
L	LATE-30MIN	6
T	TARDY	2
V	VACATION	2
TOTALS*		
EXCUSED		1
UNEXCUSED		2

Students You Have Access To		
Student	Grade	School
Erinlee Stewart	TK	Travis Elem

